



# 2011-12 School Quality Snapshot

**Harold William Kolb**

Dublin Unified

3150 Palermo Way, Dublin, CA 94568

Grades Offered: K - 5

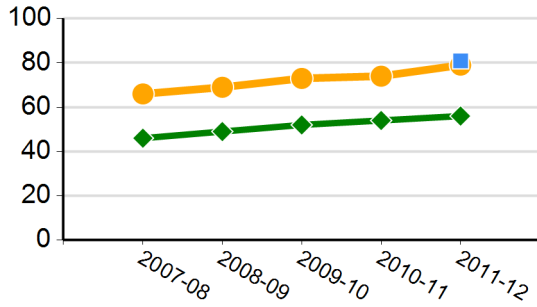
Enrollment: 597

Charter: No

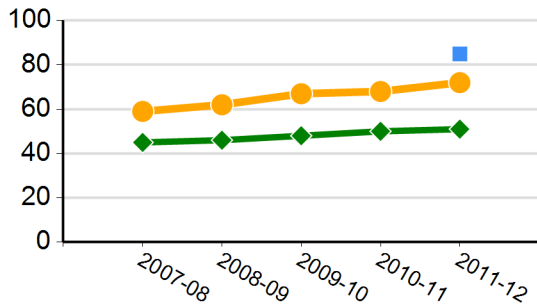
Title I Funded: No

CDS Code: 01-75093-0123935

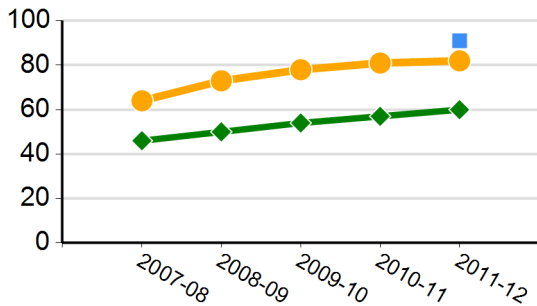
**CST English-language Arts Results**  
(percent proficient and above)



**CST Mathematics Results**  
(percent proficient and above)



**CST Science Results**  
(percent proficient and above)



## California's Academic Performance Index (API)

2012 Growth API	<b>920</b>
2011-12 Growth from Prior Year	
Met Schoolwide Growth Target	
All Student Groups Met Target	
2011 Base API State Rank	
2011 Base API Similar Schools Rank	

## API Subgroup Performance - 2012 API Growth

	Met Target	Growth
African American or Black		--
American Indian or Alaska Native		--
Asian		--
Filipino		--
Hispanic or Latino		--
Native Hawaiian or Pacific Islander		--
White		--
Two or More Races		--
English Learners		--
Socioeconomically Disadvantaged		--
Students with Disabilities		--

Green = Student group met target  
 Red = Student group did not meet target  
 Blue = Student group is not numerically significant  
 -- = Not enough students to report

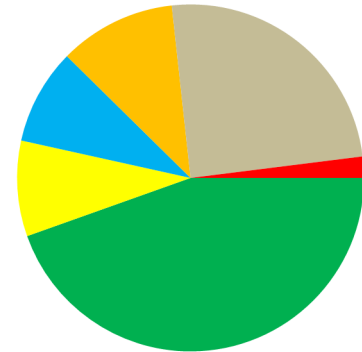
### CHART LEGEND:

■ SCHOOL ● DISTRICT ◆ STATE

**CST:** CA Standards Test    **CDS:** County-district-school

School and/or district information will not be displayed when data are not available or when data are representing fewer than 11 students.

**2011-12 Enrollment by Race/Ethnicity**

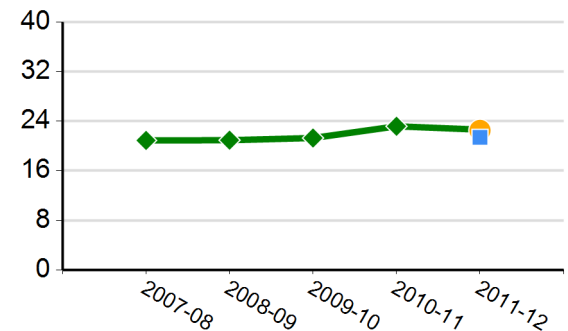


■ American Indian or Alaska Native    ■ Hispanic or Latino  
 ■ Asian    ■ African American or Black  
 ■ Native Hawaiian or Pacific Islander    ■ White  
 ■ Filipino    ■ Two or More Races  
 ■ Not Reported

**2011-12 Subgroup Enrollment**

English Learners	17%
Socioeconomically Disadvantaged	10%
Students with Disabilities	7%

**Average Class Size**





# 2011-12 School Quality Snapshot

Harold William Kolb

Dublin Unified

3150 Palermo Way, Dublin, CA 94568

Grades Offered: K - 5

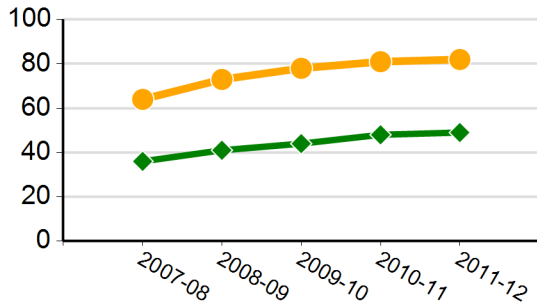
Enrollment: 597

Charter: No

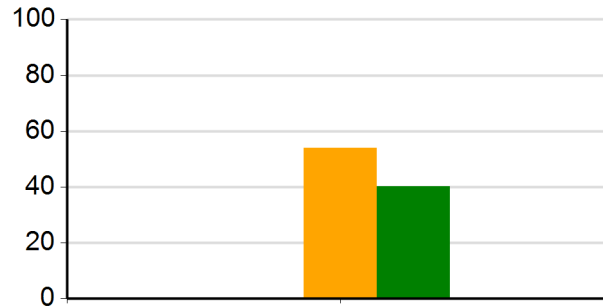
Title I Funded: No

CDS Code: 01-75093-0123935

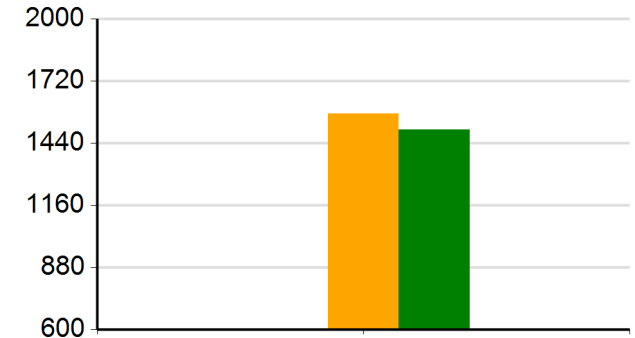
**CST History/Social Science Results**  
(percent proficient and above)



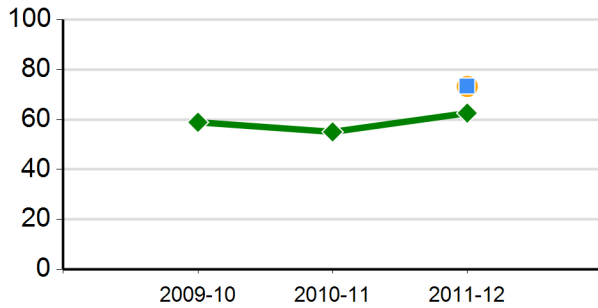
**Percentage of 2010-11 Graduates Meeting University of California "a-g" Requirements**



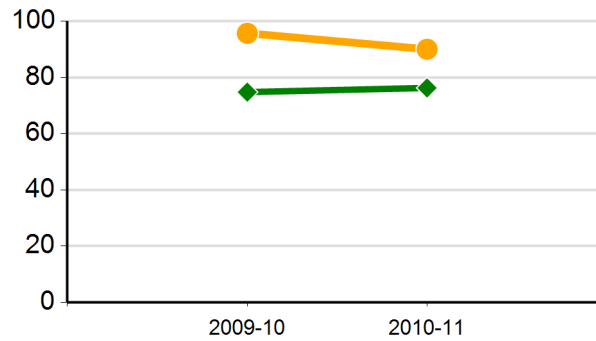
**2010-11 Average SAT Score**



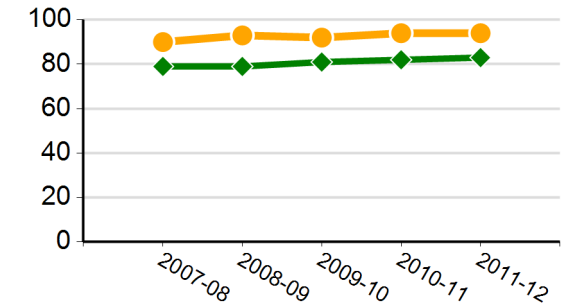
**Percentage of English Learners Making Progress in Learning English**



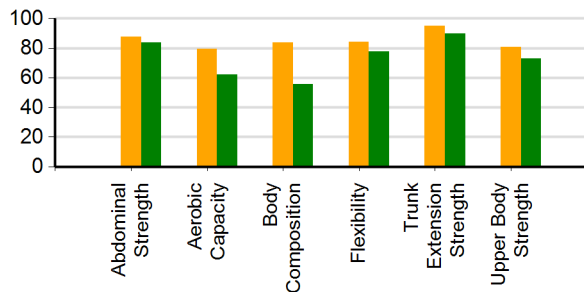
**Cohort Graduation Rate\***



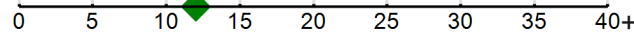
**CAHSEE English-Language Arts Grade 10 Passing Rate**



**Percentage of Students in the Healthy Fitness Zone in 2010-11**



**2010-11 Suspensions and Expulsions as a Percentage of Enrolled Students**



**CHART LEGEND:**

■ SCHOOL ● DISTRICT ◆ STATE

\* Only two years of data are available

CAHSEE: CA High School Exit Examination

CST: CA Standards Test

School and/or district information will not be displayed when data are not available or when data are representing fewer than 11 students.

**CAHSEE Mathematics Grade 10 Passing Rate**

